

Decade of Vaccines

Global Vaccine Action Plan

GVAP Secretariat report 2016

**Update on the GVAP progress review process
and on the new GVAP indicators**

Dr Thomas Cherian on behalf of
the DoV GVAP Secretariat

SAGE, Geneva, 18th October 2016

BILL & MELINDA
GATES foundation



unicef 



Outline

- Update on the GVAP review process
 - Rotation of SAGE DoV WG membership
 - GVAP Research and Development goals review by PDVAC
 - Responding to SAGE request : a new section “Regional and Country reports”
 - Responding to WHA resolution 68.6: a new section “Sustainable financing and supply for immunization”
- Update on new GVAP indicators
 - GVAP Integration indicator
 - GVAP Demand side indicator
 - Immunization Indicators for the SDGs

Update on the GVAP review process

Rotation of SAGE DoV WG membership

- As per SAGE rules (July 2015), members of WG with extended time lines have to rotate after a 3 years mandate.
- The selection mechanism is the same than SAGE
 - Open call for application (current members were allowed to apply for a second term)
 - Selection by panel (WG chair, SAGE executive Secretariat and DoV Agency representatives)
- New membership established for the 2016 review process

Current members of the SAGE DoV WG

● SAGE Members

- **Narendra Arora** (Chair of the Working Group, SAGE Member from 2010 – 2016), India
- **Yagob Al-Mazrou** (Vice-chair of the Working Group), Saudi Arabia
- **Alejandro Cravioto**, Mexico

● Experts

- **Marie-Yvette Madrid**, Switzerland
- **Amani Mahmoud Mustafa**, Sudan
- **Rebecca Martin**, USA
- **Helen Rees**, South Africa (former SAGE Chair 2010 - 2013)
- **David Salisbury**, UK, (former SAGE Chair 2005 - 2010)
- **Oleru Huda Abason**, Uganda
- **Jon Kim Andrus**, USA
- **Susan Elden**, UK
- **Budihardja Singgih**, Indonesia
- **Qinjian Zhao**, China.

GVAP Research and Development goals

- Overall process for review of progress remained the same as previous years, with the addition of regional and individual country reports at the request of the WG.
- As per the GVAP monitoring framework, the R&D indicators are reviewed every other year
- As in previous years, the secretariat report for R&D received contributions from several institutions, including Aeras, B&MGF, IAVI, NIAID, Path, and WHO
- In a change from the previous years, the report was first reviewed by the Product Development for Vaccines Advisory Committee (PDVAC); its report with proposed recommendations was submitted to the SAGE DoV WG for its consideration

Responding to SAGE request : a new section “Regional and Country reports”

- SAGE requested additional regional/country inputs for this year review:
 - **6 regional progress reports** on implementation of GVAP/RVAP for all regions
 - **7 reports for priority countries**
 - To understand better why countries where most of the unvaccinated and under-vaccinated children live are not making progress and what the partners are doing there.
 - The 7 countries are: **Nigeria, Ethiopia, DR Congo, Kenya, Uganda, and Chad; Pakistan and Indonesia**
- Those reports are included in the GVAP Secretariat report 2016 and have been reviewed in depth during the end-August 2016 SAGE DoV WG meeting.

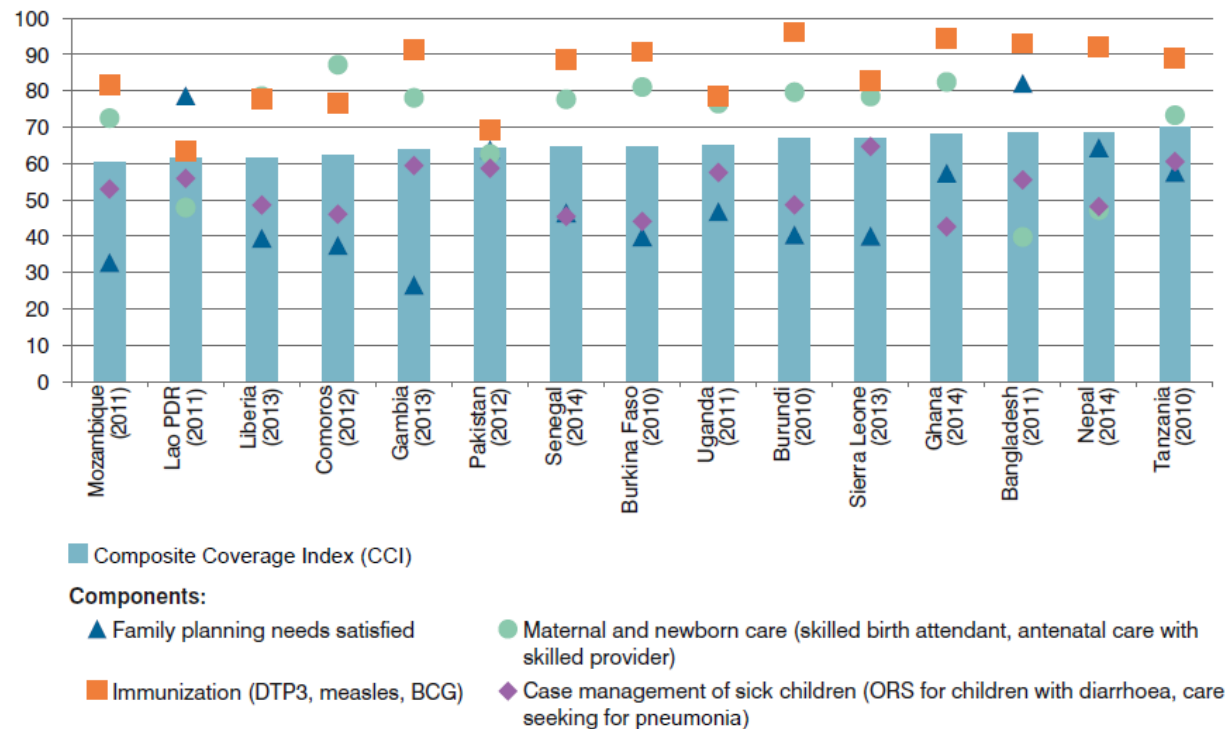
Responding to WHA resolution 68.6: a new section “Sustainable financing and supply for immunization”

- A special section has been added in the GVAP Secretariat report indicating progress against implementation of WHA 68.6
- Includes the following sections:
 - Increasing **political commitment** and national **funding** for immunization
 - Improving country **regulatory environment** for vaccine introduction
 - Improving and sustaining country **vaccine procurement** systems
 - Improving vaccine **supply security**
 - Vaccine **Research and Development** , including capacity strengthening in LMICs
 - **Technology Transfer**
 - WHO **Prequalification** Process
 - Promoting transparency and dialogue on demand, supply and regulatory matters
 - **Price Transparency** (V3P Platform)
 - Monitoring **Vaccine Shortages** (SAGE discussion in April 2016)
 - Proposal to establish an **vaccine supply/demand exchange forum**

Update on “new” GVAP indicators

Integrated service delivery

Figure 3.2: Composite Coverage Index (CCI) and coverage for four CCI components in Countdown countries^a with a CCI 60–70% (year indicated for each country)



^a Countdown countries with available data since 2010.

Source: Countdown to 2015 report data (6).

- WHO with support from US-CDC developed an indicator taking into account the SAGE DoV WG comments in previous years
- Several options were proposed
- SAGE DoV WG selected the option using the Composite Coverage Index (CCI), and comparative coverage of the CCI component interventions
- CCI component interventions include four stages of the continuum of care (family planning, maternal and newborn care, immunization and case management of sick children)

GVAP indicator for Demand side

- Development of the indicator was coordinated by UNICEF
- The final indicator was validated by SAGE DoV WG
- Henceforth, the WHO-UNICEF JRF includes a question on Demand for Immunization
- Progress will be measured starting in 2017

1. Last year, what did the country's immunization program do to promote or sustain public (individuals' and communities') demand for vaccines and vaccination services?
(select one or several options)

- ☐ Preparation to manage the communication response after AEFIs or vaccines safety events
- ☐ Partnering with local leadership and/or CSOs to enhance the quality and accountability of services including seeking out community concerns
- ☐ Training health workers on interpersonal communication to decrease dropouts

2. Did the immunization program or partner agencies do anything else to stimulate or sustain public demand for vaccines and vaccination services? Please describe up to three activities: _____

Immunization Indicators in the SDGs

SDG 3: Ensure healthy lives and promote wellbeing for all at all ages

- 3.3 Hepatitis
 - Indicator 3.3.4: “Hepatitis B incidence per 100 000 population”
 - Includes sub-indicator “three-dose HBV vaccine coverage among infants”
- 3.8: Universal Health Coverage
 - 3.8.1 “Composite Coverage of essential health services indicator”
 - Defined as average coverage of package of tracer interventions include DTP3cv
 - Ongoing discussion with technical partners on alternative options
- 3.b: Medicines and vaccines R&D
 - 3.b.1 “Access to affordable medicines and vaccines on a sustainable basis”
 - WHO and partners proposed to split into 2 sub-indicators: one on Medicines and one on Vaccines
 - For Immunization, WHO and partners proposed using the GVAP G3 indicator “coverage for all vaccines included in national schedule” submitted to UN SDGs secretariat, in progress...

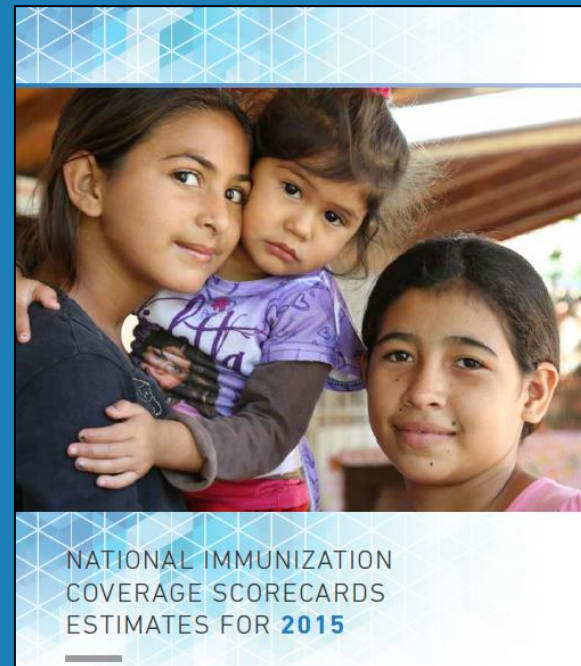


Global Vaccine Action Plan

Monitoring, Evaluation & Accountability

Secretariat Annual Report 2016

BILL & MELINDA GATES FOUNDATION



NATIONAL IMMUNIZATION
COVERAGE SCORECARDS
ESTIMATES FOR 2015



TechNet-21
The Technical Network for
Strengthening Immunization Services

HOME FORUM NEWS RESOURCES REVIEWS ACCOUNT

Hi senouci

Home > Resources > GVAP indicators

GVAP indicators

The Global Vaccine Action Plan (GVAP) sets out an array of targets for a world in which all individuals and communities enjoy lives free from vaccine-preventable diseases. The data visualizations below show progress against a number of indicators using the operational definitions proposed in the Monitoring and Evaluation/Accountability Framework of the GVAP. For more information on the Decade of Vaccines Collaboration and the Global Vaccine Action Plan, please contact dovsecretariat@who.int.

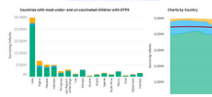
Routine immunization coverage

Progress on GVAP Routine Immunization Coverage 2015



Countries with most under- and un-vaccinated

Countries with most under- and un-vaccinated children with DTP containing vaccine in 2010-2015



Coverage for all vaccines

Coverage for All Vaccines Included in the National Immunization Programme



DTP & MCV access and drop-out

DTP and MCV Access, Dropout and Comparison



Achieving MDG4

Achieving Millennium Development Goal 4

DTP3 Coverage by...

DTP3 coverage by wealth quintiles

DTP3 Coverage by Wealth Quintiles

DTP3 Coverage by...

Stockouts and supply chain

Overview of vaccine... Duration of stockouts... Supply chain media...

http://www.who.int/immunization/global_vaccine_action_plan/en/
<http://www.technet-21.org/resources/gvap-indicators>