

Strengthening of National Immunization Technical Advisory Groups (NITAGs) Progress Achieved

**Dr Laure Dumolard
WHO/IVB**



**World Health
Organization**

Monitoring progress mechanism: The Joint Reporting Form (JRF)

- Six basic process indicators included on the JRF since 2011, data for 2010
 - Formal written terms of reference
 - Legislative or administrative basis establishing the committee
 - Core membership with at least 5 main expertise areas represented among members
 - Committee meeting at least once a year
 - Agenda and background materials distributed ahead of meetings
 - Declaration of interests by members
- Some regional additional indicators not monitored at global level
- Need to go beyond the process indicators: assessing the effectiveness of NITAGs
 - New indicators on country NITAG Assessment included from 2016 data collection
 - Literature review

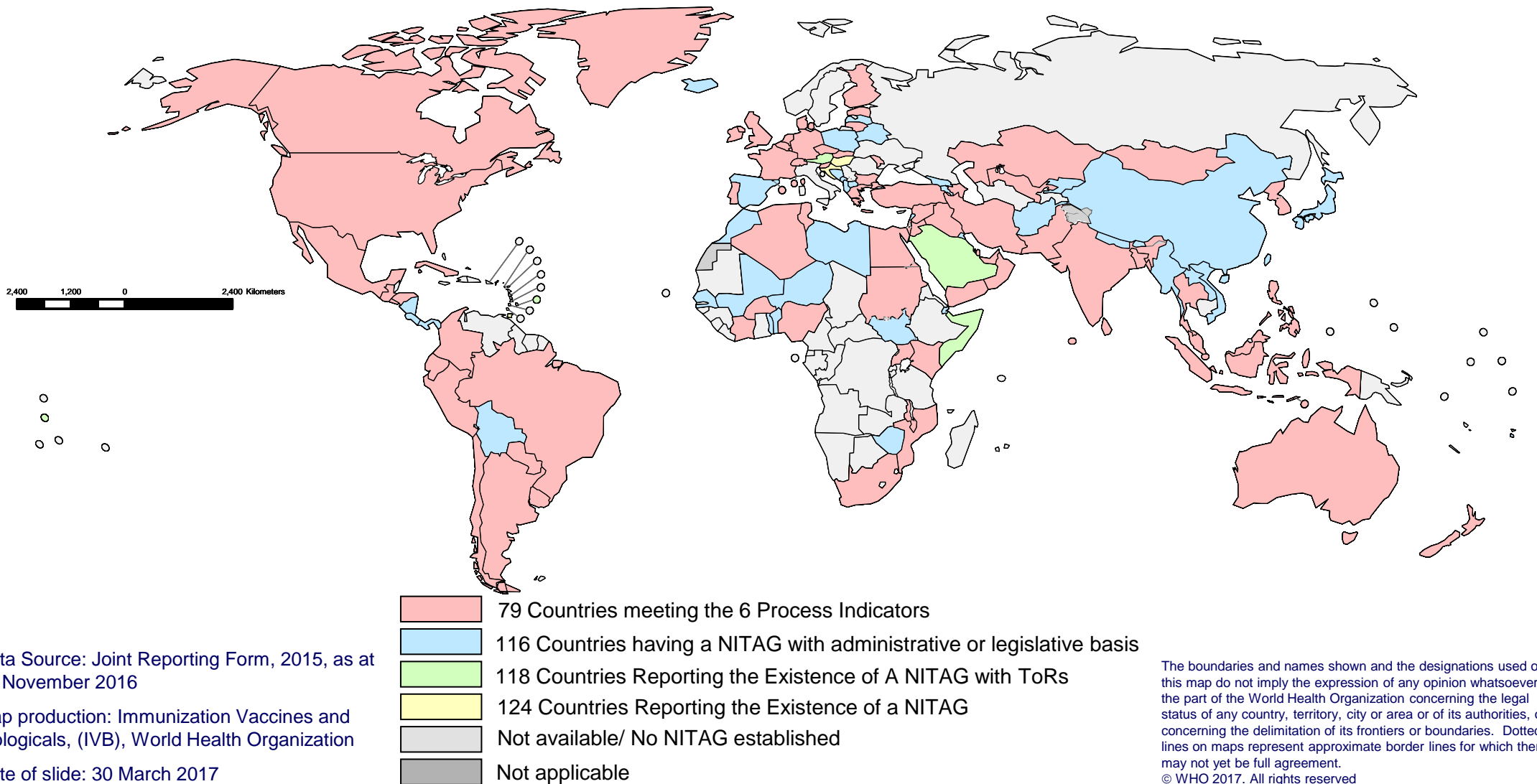
The JRF Data: presentation, methodology and limitations

- Presentation of the data collected through the JRF
 - 2015 Data: JRF received from 190/194 WHO Member States (MS)
 - NITAG section not completed at all by 3 WHO MS
 - Less than 5% of missing values
- Methodology used for the analysis
 - Data cleaning
 - Data stratification
- Limitations
 - Data completion
 - Absence of a systematic data validation process with national counterparts

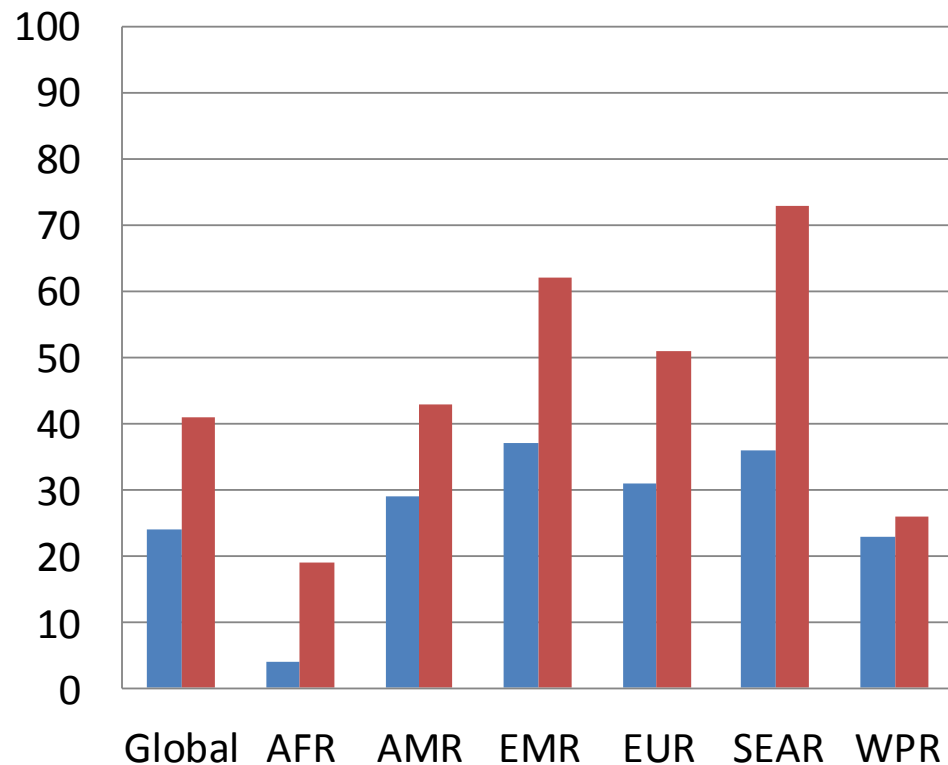
=> unexplained change of the data reported over time

 - Confusion with Interagency coordinating committee (ICC)

National Immunization Technical Advisory Groups (NITAGs) in 2015



NITAG status report 2015 compared to 2010

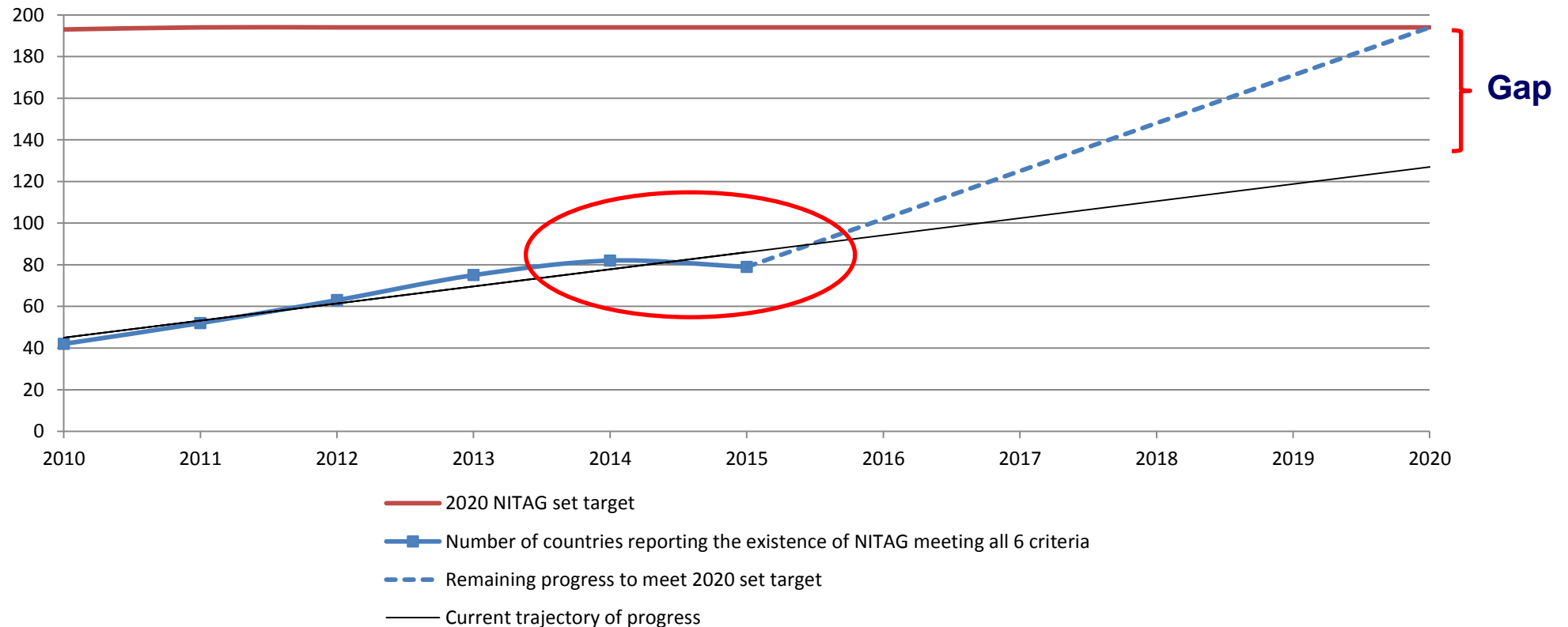


% of countries with a NITAG that meets all
6 basic process indicators
(blue 2010 – red 2015)

- 60% of countries with a NITAG that has an administrative/legislative basis
- 79 (41% of countries) NITAG complying with the 6 basic process indicators (88% increase compared with 2010) including 49 developing countries

Source: WHO/IVB Database, as of 18 November 2016

Trend in the establishment of NITAGs meeting all 6 process indicators & remaining progress to reach 2020 GVAP target



- **8 additional countries** compared to 2014

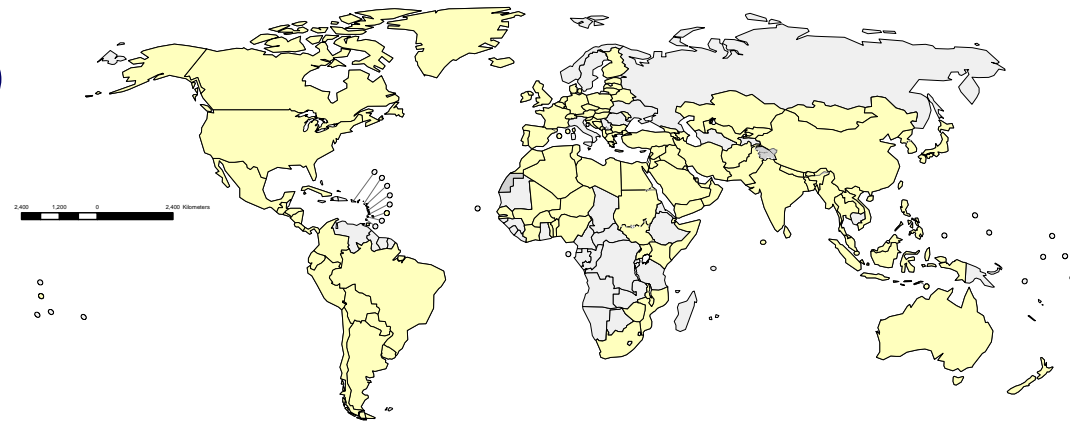
- **11 countries dropping** compared to 2014: No meeting: 7, countries; No declaration of conflict of interest: 4 countries

Source: WHO/IVB Database, as of 18 November 2016

Where are the gaps?

70 countries did not establish NITAGs

- 31 are in the African region, 14 in the Americas, 11 in the European region, 14 in the Western pacific region
- 11/56 (20%) are high income countries, 41/105 (39%) are middle income countries, 16/31 (52%) are low income countries
- Population size: median: around 2 million and 28 countries (or 40%) less than 1 million total population (small islands)

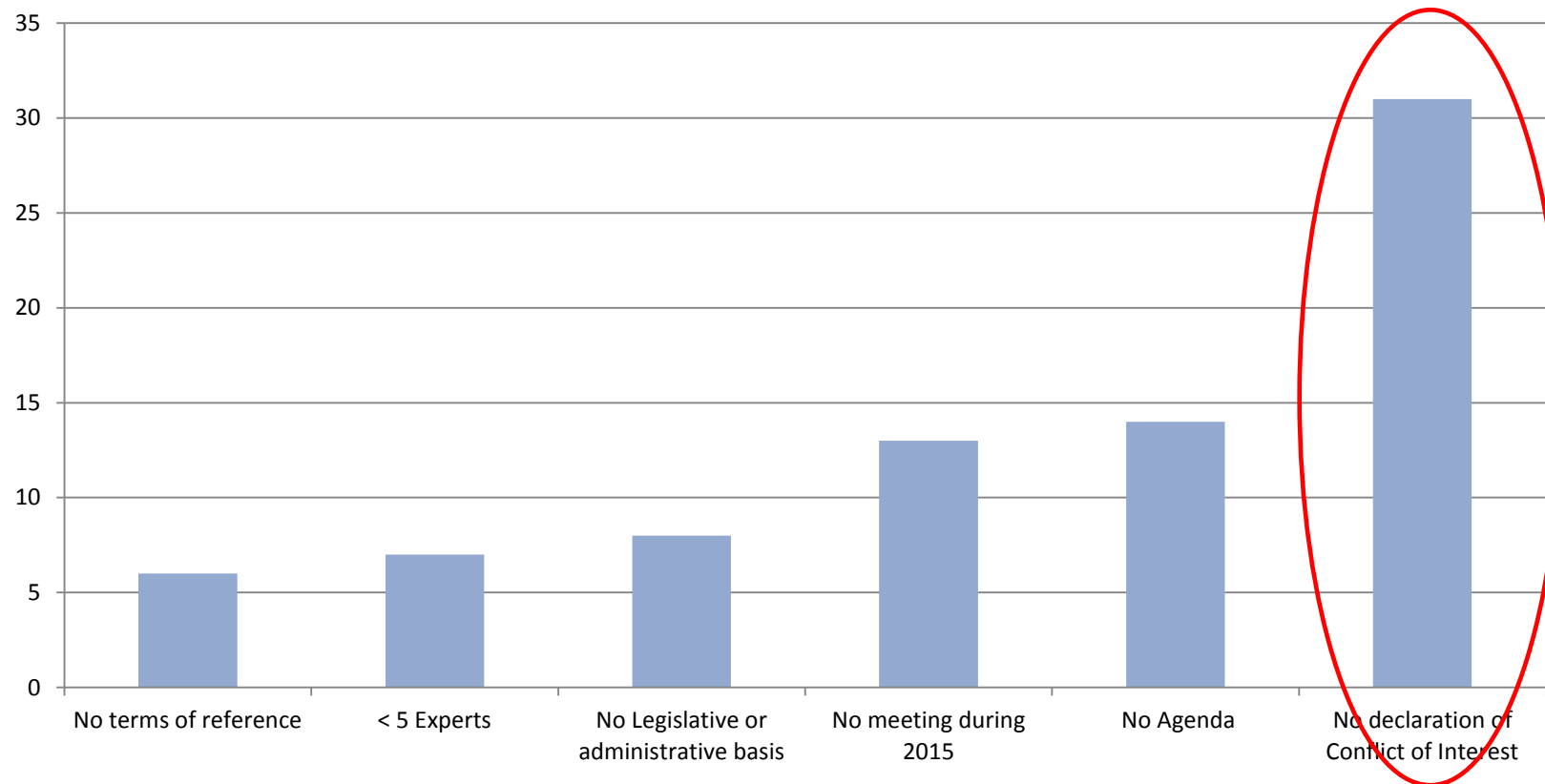


Countries reporting/ WHO Member States	Indicator	Region						
		OVERALL	AFR	AMR	EMR	EUR	SEAR	WPR
Existence of a NITAG	Number of countries	124	16	21	21	42	11	13
	% of countries	64%	34%	60%	100%	79%	100%	48%
	% of the entire population covered	89%	55%	94%	100%	66%	100%	99%

Where are the gaps?

Major gap in declaration of interests

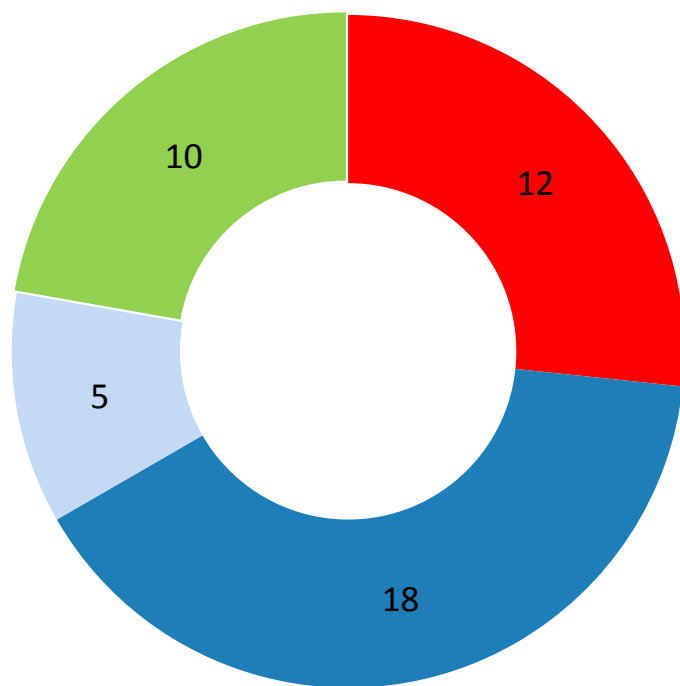
Number of countries reporting not meeting one or more of the 6 process indicators



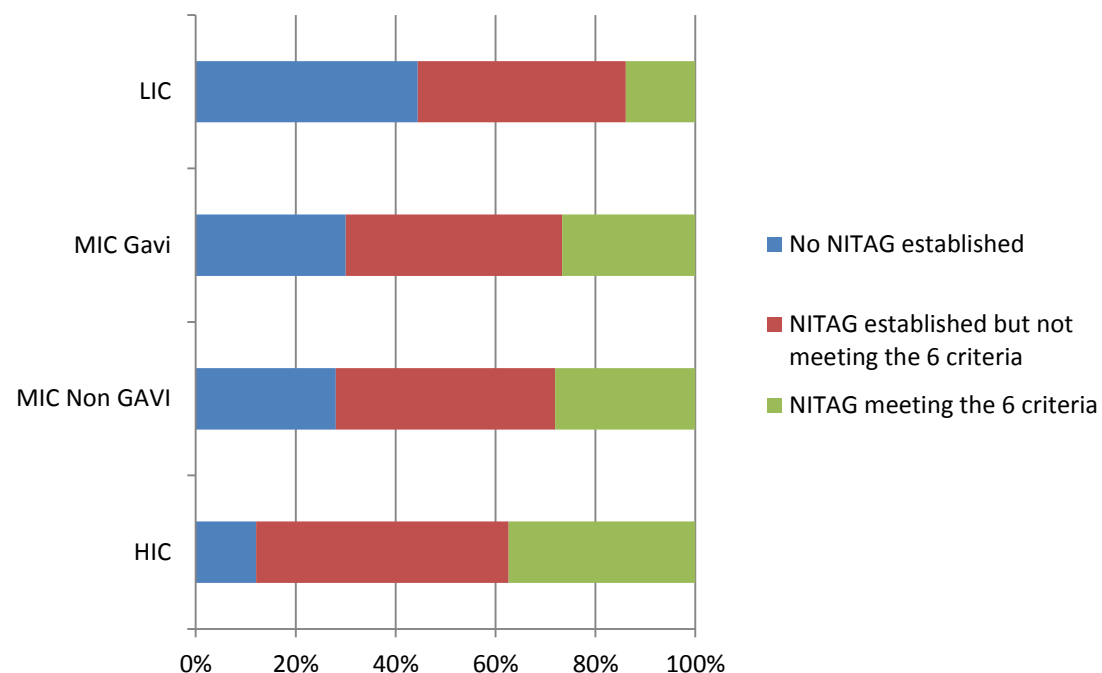
Source: WHO/IVB Database, as of 18 November 2016

Where are the gaps?

Repartition of the 45 countries by income and Gavi eligibility



■ High income ■ Middle income non Gavi eligible ■ Middle income Gavi eligible ■ low income



Main issues addressed in NITAG related publications: literature review by AMP-HPID, March 2017*

- **Frameworks, processes and evidence to issue recommendations**
- **Availability of expertise and Human Resources**
- **Integration within the national decision-making process**
- **Independence of the NITAG and independence of the recommendations**
- **Need for collaboration between NITAGs**

***PubMed and Science Direct Databases. 54 articles retained**
Strengthening of National Immunization Technical Advisory Groups
(NITAGs) | 26 April 2017



Conclusions on NITAGs' status

- Much progress including in LMICs
- Need to accelerate progress
- Variations across regions and economic status
- Problematic of small countries
- Declaration of conflict of interest still a major gap
- Need for continuous development process
- Process indicators only proxies of functionality
 - Need for evaluation of NITAGs
 - Need for some measurement of the impact of the NITAGs